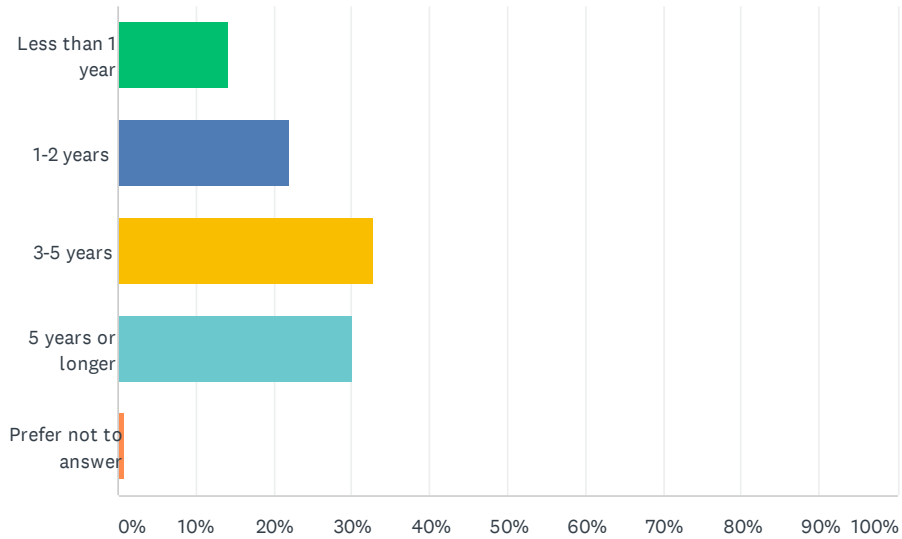


Q1 How long have you been a member of Osher at UR?

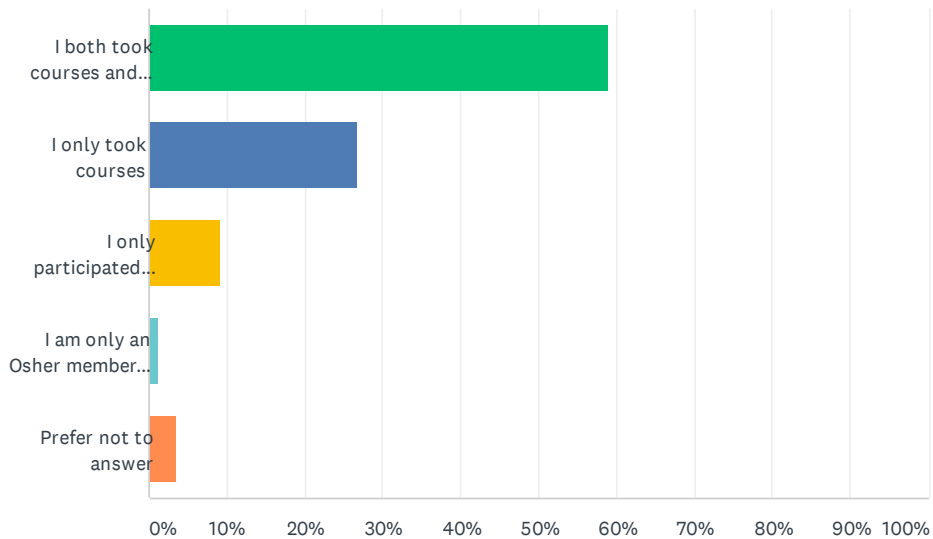
Answered: 465 Skipped: 0



ANSWER CHOICES	RESPONSES
Less than 1 year	14.19% 66
1-2 years	21.94% 102
3-5 years	32.90% 153
5 years or longer	30.11% 140
Prefer not to answer	0.86% 4
TOTAL	465

Q2 Which of the following best describes your involvement in Osher at UR over the past 2-3 years?

Answered: 465 Skipped: 0

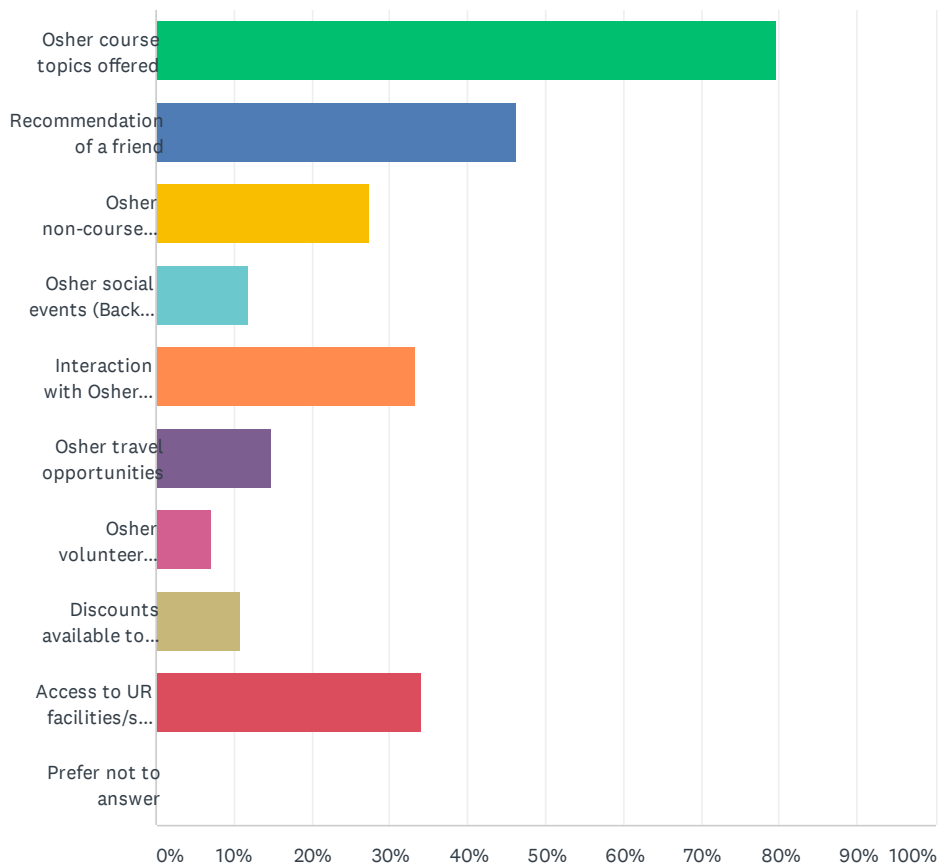


Osher Membership Survey - 2020

ANSWER CHOICES	RESPONSES	
I both took courses and participated in other Osher activities (e.g. interest groups, free events)	58.92%	274
I only took courses	26.88%	125
I only participated in Osher activities (e.g. interest groups, free events)	9.25%	43
I am only an Osher member for University access (e.g., Boatwright Library, Spiderbytes, etc.)	1.29%	6
Prefer not to answer	3.66%	17
TOTAL		465

Q3 Why did you initially join Osher at the University of Richmond? (Check all that apply)

Answered: 465 Skipped: 0

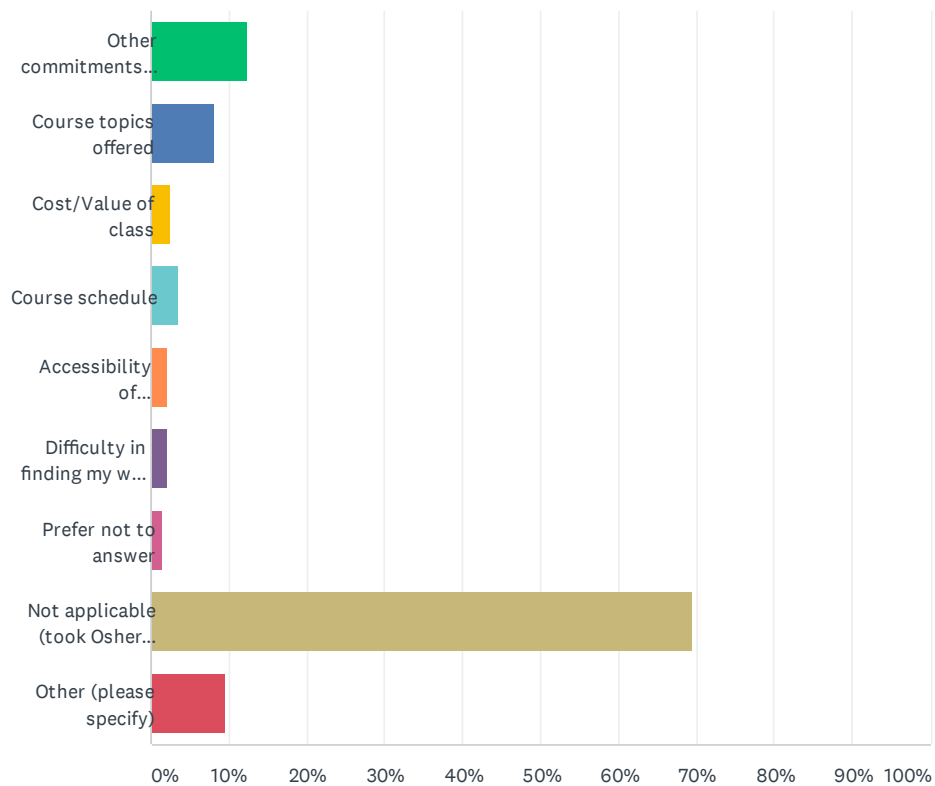


Osher Membership Survey - 2020

ANSWER CHOICES	RESPONSES	
Osher course topics offered	79.78%	371
Recommendation of a friend	46.24%	215
Osher non-course activities (Interest groups, Campus tours)	27.31%	127
Osher social events (Back to School event, Tailgate parties, Happy Hours)	11.83%	55
Interaction with Osher members	33.33%	155
Osher travel opportunities	14.84%	69
Osher volunteer activities	7.10%	33
Discounts available to Osher members	10.97%	51
Access to UR facilities/services (Boatwright Library, Heilman Dining Center, Modlin Center, etc.)	34.19%	159
Prefer not to answer	0.22%	1
Total Respondents: 465		

Q4 If you did not take an Osher course in the last year, what are the main reasons? (Check all that apply)

Answered: 465 Skipped: 0

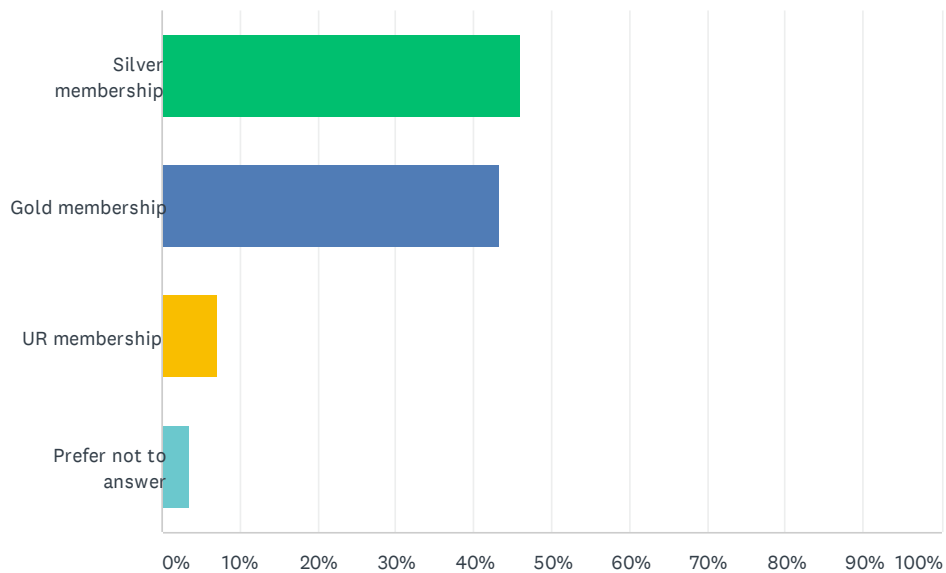


Osher Membership Survey - 2020

ANSWER CHOICES	RESPONSES	
Other commitments (travel, work obligations, personal or family demands)	12.26%	57
Course topics offered	8.17%	38
Cost/Value of class	2.58%	12
Course schedule	3.66%	17
Accessibility of buildings/difficulty finding parking	2.15%	10
Difficulty in finding my way on campus	2.15%	10
Prefer not to answer	1.51%	7
Not applicable (took Osher courses in the last year)	69.46%	323
Other (please specify)	9.68%	45
Total Respondents: 465		

Q5 What type of membership do you have at present?

Answered: 465 Skipped: 0

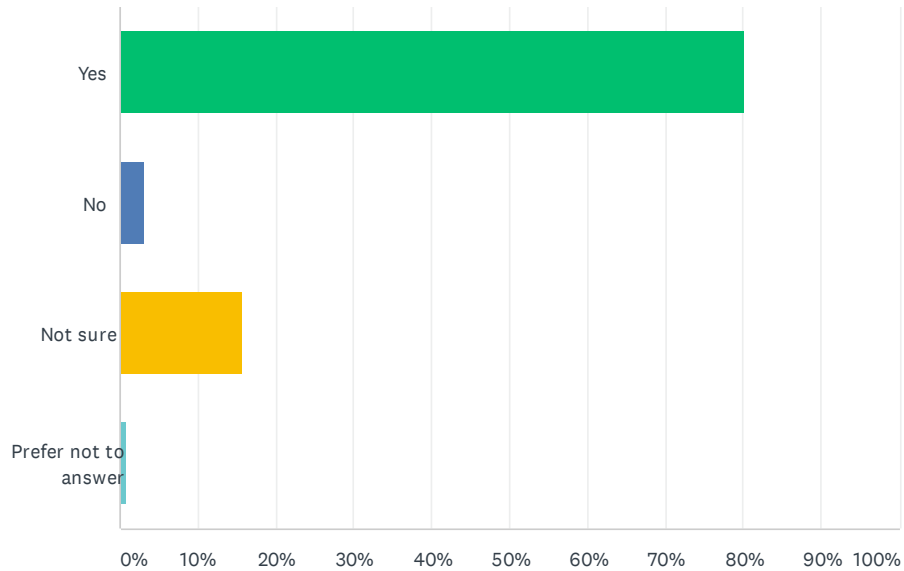


ANSWER CHOICES	RESPONSES	
Silver membership	46.02%	214
Gold membership	43.23%	201
UR membership	7.10%	33
Prefer not to answer	3.66%	17
TOTAL		465

Q6 Do you intend to renew your Osher membership?

Answered: 465 Skipped: 0

Osher Membership Survey - 2020



ANSWER CHOICES	RESPONSES	
Yes	80.22%	373
No	3.23%	15
Not sure	15.70%	73
Prefer not to answer	0.86%	4
TOTAL		465

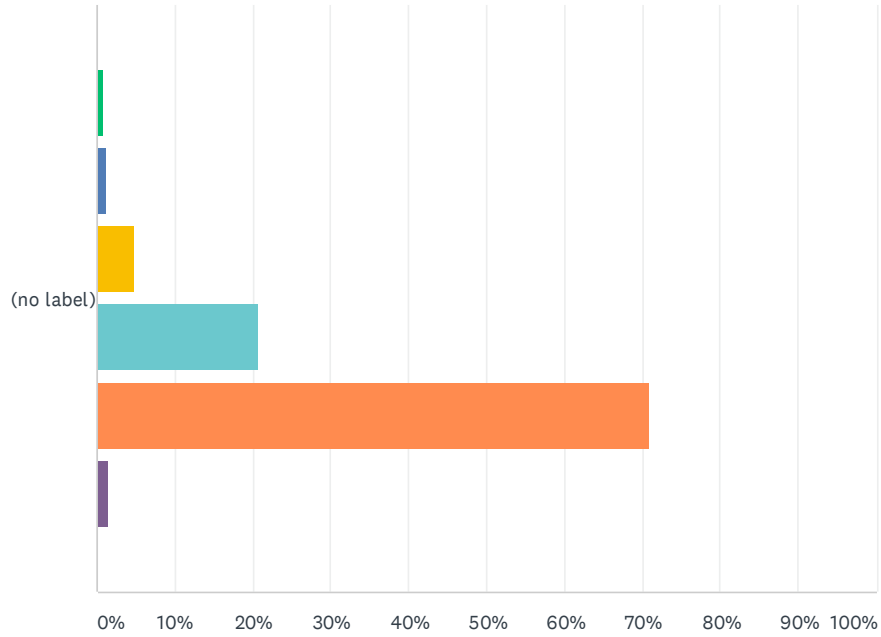
Q7 What factors have influenced or would influence your decision about whether or not to renew?

Answered: 465 Skipped: 0

Q8 On a five-point scale scale, where 1 is Dissatisfied and 5 is Highly Satisfied, how satisfied are you with your overall experience in Osher at UR?

Answered: 465 Skipped: 0

Osher Membership Survey - 2020

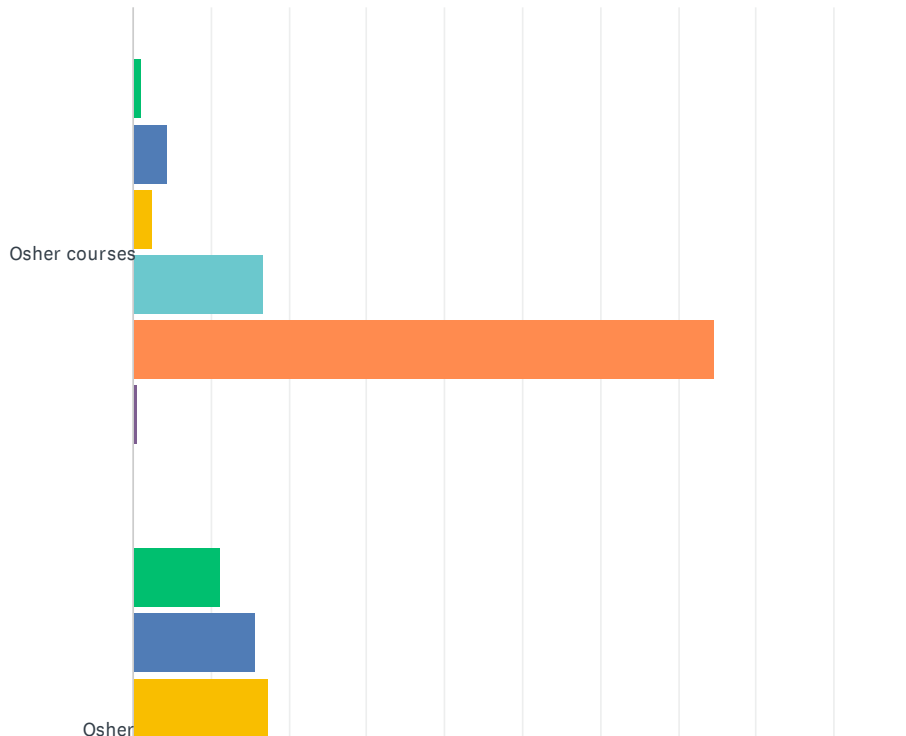


■ Dissatisfied
 ■ Somewhat dissatisfied
 ■ Neither satisfied nor dissatisfied
■ Somewhat satisfied
 ■ Highly satisfied
 ■ Prefer not to answer

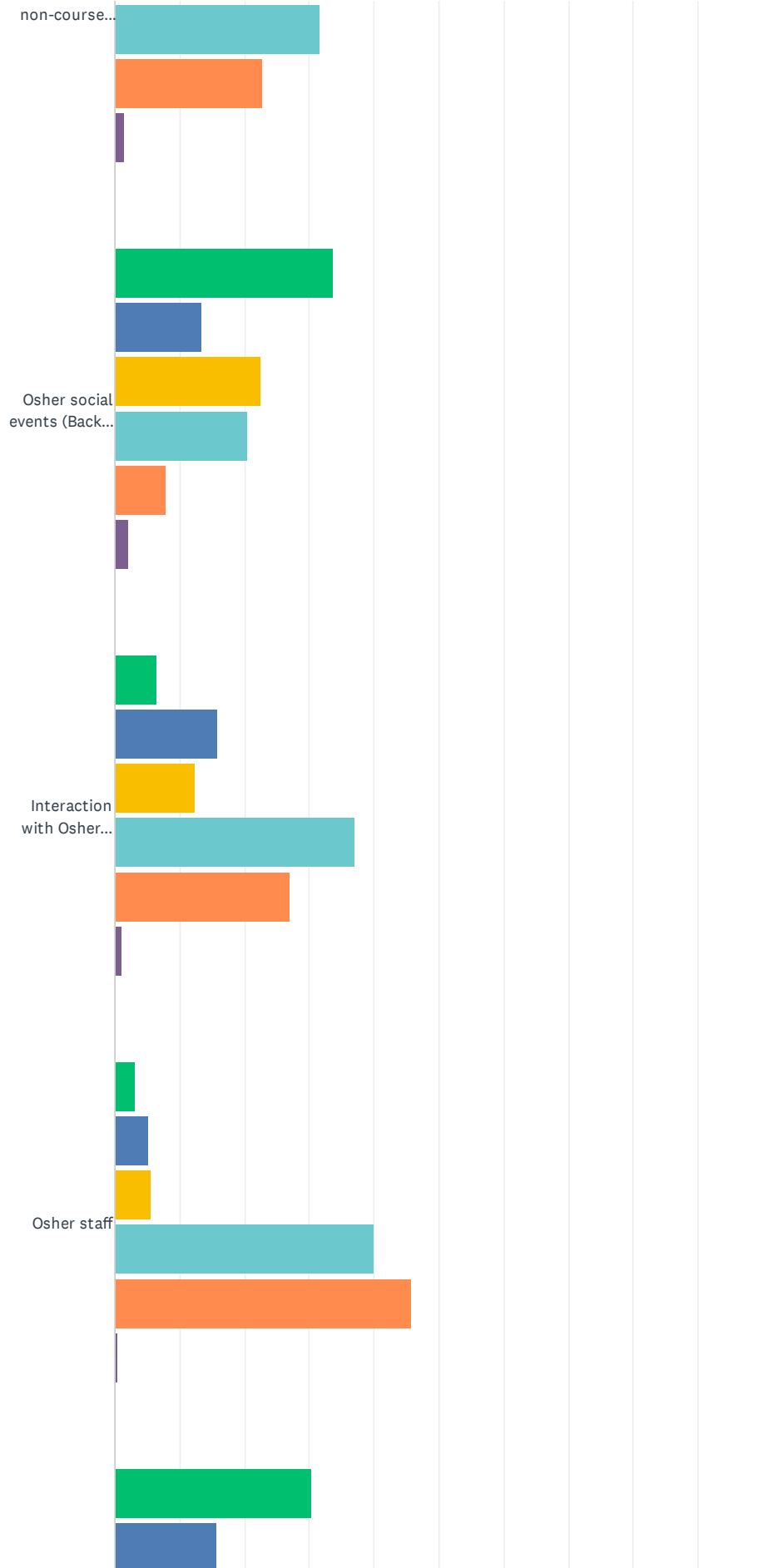
	DISSATISFIED	SOMEWHAT DISSATISFIED	NEITHER SATISFIED NOR DISSATISFIED	SOMEWHAT SATISFIED	HIGHLY SATISFIED	PREFER NOT TO ANSWER	TOTAL	WEIGHTED AVERAGE
(no label)	0.86%	1.29%	4.73%	20.65%	70.97%	1.51%	465	4.55
	4	6	22	96	330	7		

Q9 How important are the following to your satisfaction with Osher at UR?

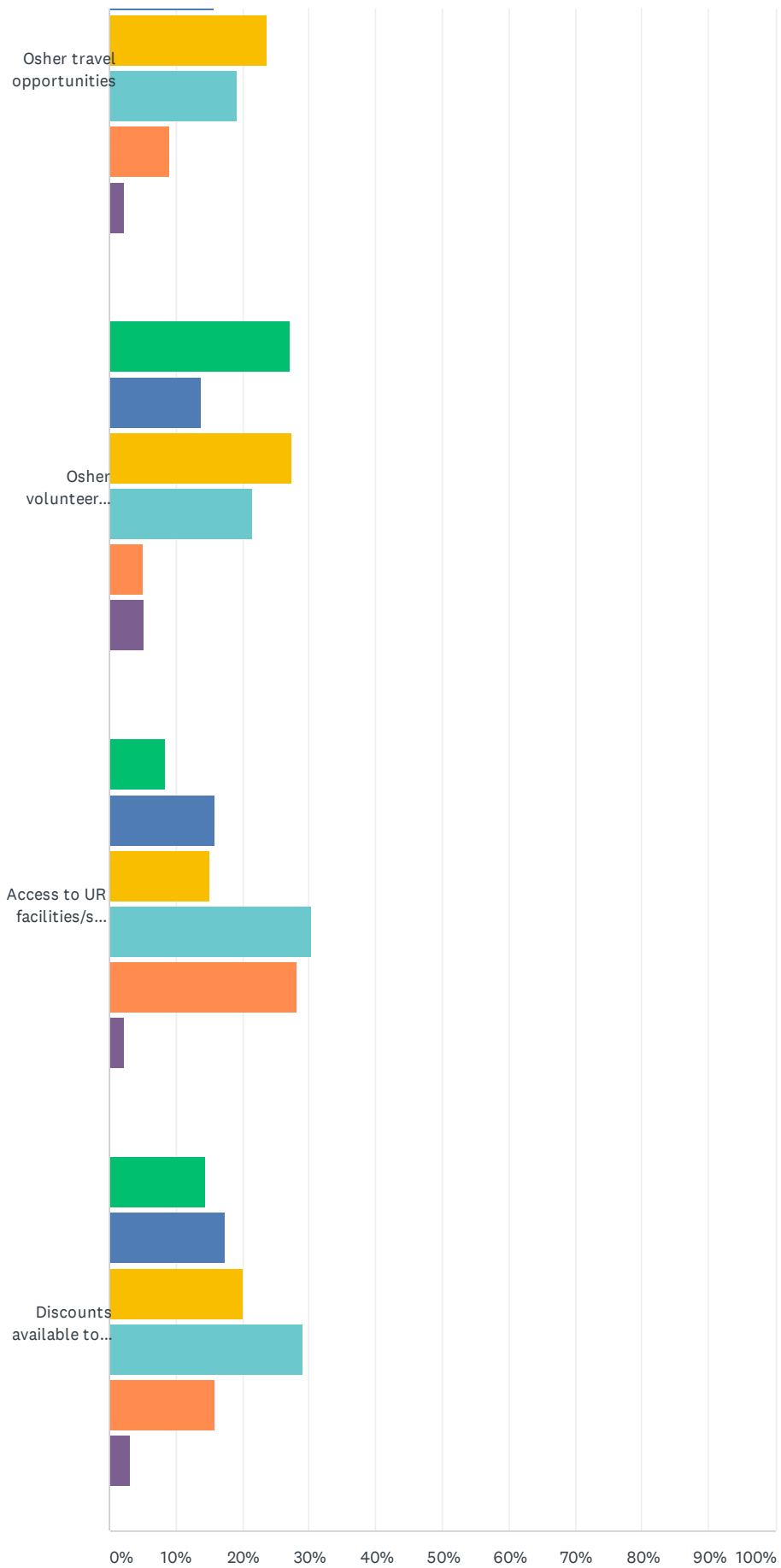
Answered: 465 Skipped: 0



Osher Membership Survey - 2020



Osher Membership Survey - 2020



Osher Membership Survey - 2020

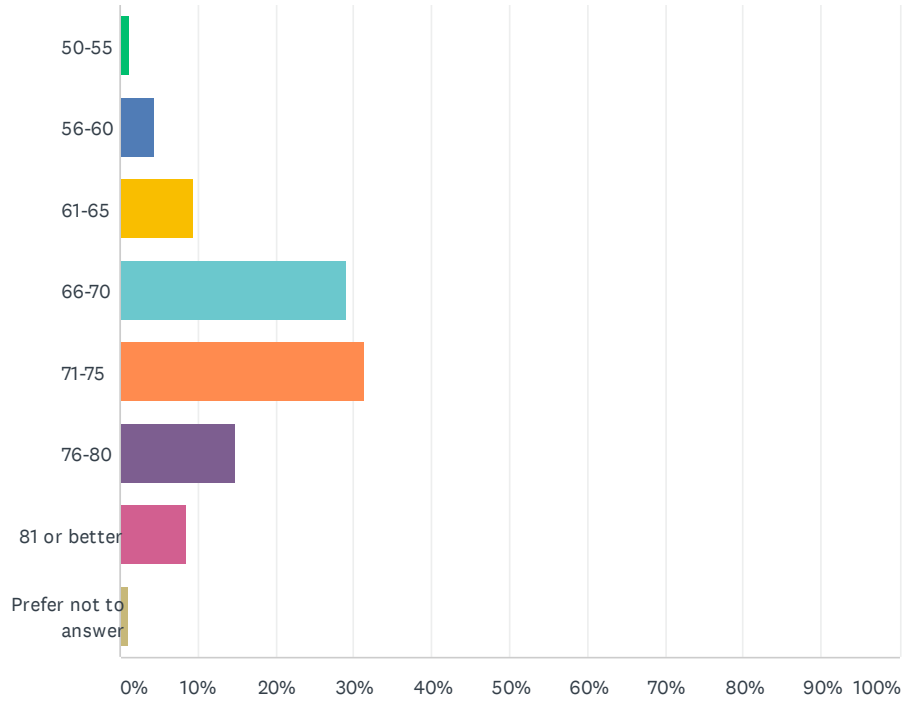
■ Not important
 ■ Somewhat important
 ■ Neither important nor unimportant
■ Important
 ■ Very important
 ■ No opinion/Prefer not to answer

	NOT IMPORTANT	SOMEWHAT IMPORTANT	NEITHER IMPORTANT NOR UNIMPORTANT	IMPORTANT	VERY IMPORTANT	NO OPINION/PREFER NOT TO ANSWER	TOTAL	WEIG AVER
Osher courses	1.13% 5	4.30% 19	2.49% 11	16.74% 74	74.66% 330	0.68% 3	442	
Osher non-course activities (Interest groups, Campus tours)	11.36% 50	15.68% 69	17.27% 76	31.59% 139	22.73% 100	1.36% 6	440	
Osher social events (Back to School event, Tailgate parties, Happy Hours)	33.63% 149	13.32% 59	22.57% 100	20.54% 91	7.90% 35	2.03% 9	443	
Interaction with Osher members	6.44% 29	16.00% 72	12.44% 56	37.11% 167	26.89% 121	1.11% 5	450	
Osher staff	3.14% 14	5.16% 23	5.61% 25	39.91% 178	45.74% 204	0.45% 2	446	
Osher travel opportunities	30.28% 132	15.60% 68	23.62% 103	19.27% 84	8.94% 39	2.29% 10	436	
Osher volunteer activities	27.17% 116	13.82% 59	27.40% 117	21.55% 92	4.92% 21	5.15% 22	427	
Access to UR facilities/services (Boatwright Library, Heilman Dining Center, Modlin Center, etc.)	8.30% 37	15.92% 71	15.02% 67	30.27% 135	28.25% 126	2.24% 10	446	
Discounts available to Osher members	14.38% 63	17.35% 76	20.09% 88	29.00% 127	15.98% 70	3.20% 14	438	

Q10 What is your age?

Answered: 465 Skipped: 0

Osher Membership Survey - 2020

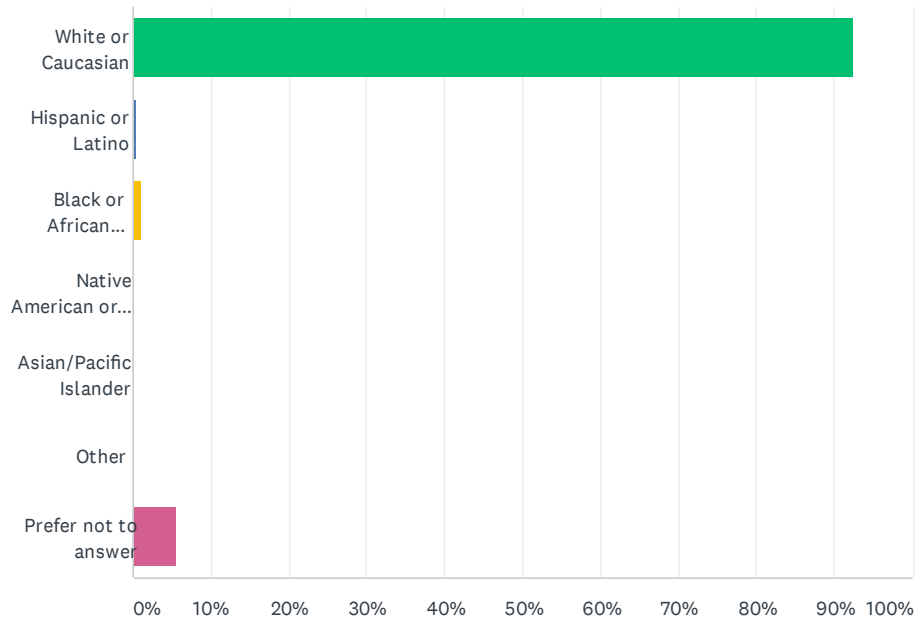


ANSWER CHOICES	RESPONSES	
50-55	1.29%	6
56-60	4.30%	20
61-65	9.46%	44
66-70	29.03%	135
71-75	31.40%	146
76-80	14.84%	69
81 or better	8.60%	40
Prefer not to answer	1.08%	5
TOTAL		465

Q11 One of Osher's goals is to better reflect the racial, ethnic and cultural diversity of the Richmond area. If you are comfortable doing so, would you please share how you identify yourself?

Answered: 465 Skipped: 0

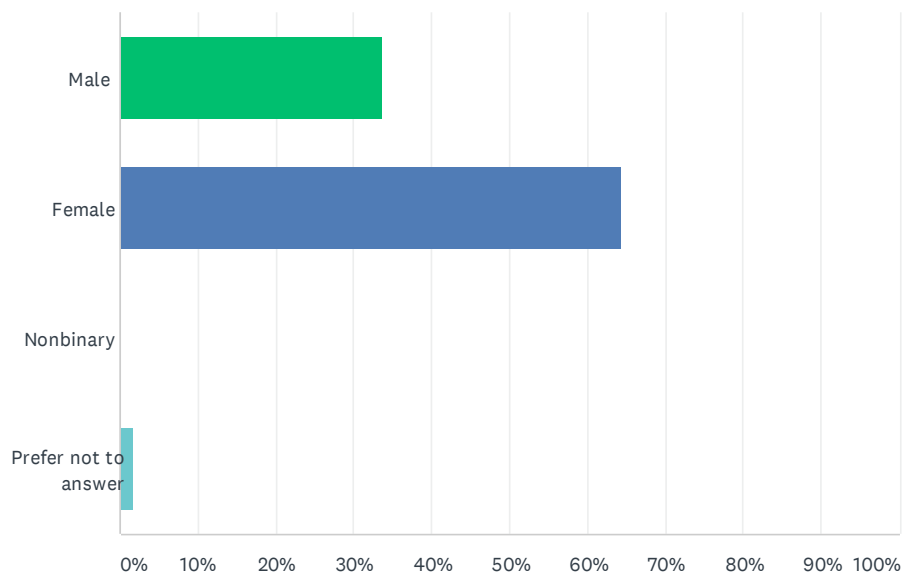
Osher Membership Survey - 2020



ANSWER CHOICES	RESPONSES	
White or Caucasian	92.47%	430
Hispanic or Latino	0.43%	2
Black or African American	1.08%	5
Native American or American Indian	0.00%	0
Asian/Pacific Islander	0.22%	1
Other	0.22%	1
Prefer not to answer	5.59%	26
TOTAL		465

Q12 What is your gender?

Answered: 465 Skipped: 0

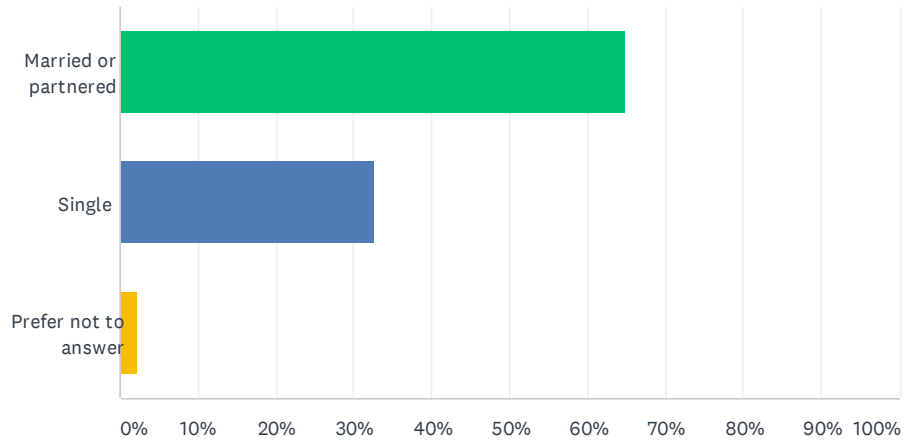


Osher Membership Survey - 2020

ANSWER CHOICES	RESPONSES	
Male	33.76%	157
Female	64.52%	300
Nonbinary	0.00%	0
Prefer not to answer	1.72%	8
TOTAL		465

Q13 What is your current marital status?

Answered: 465 Skipped: 0

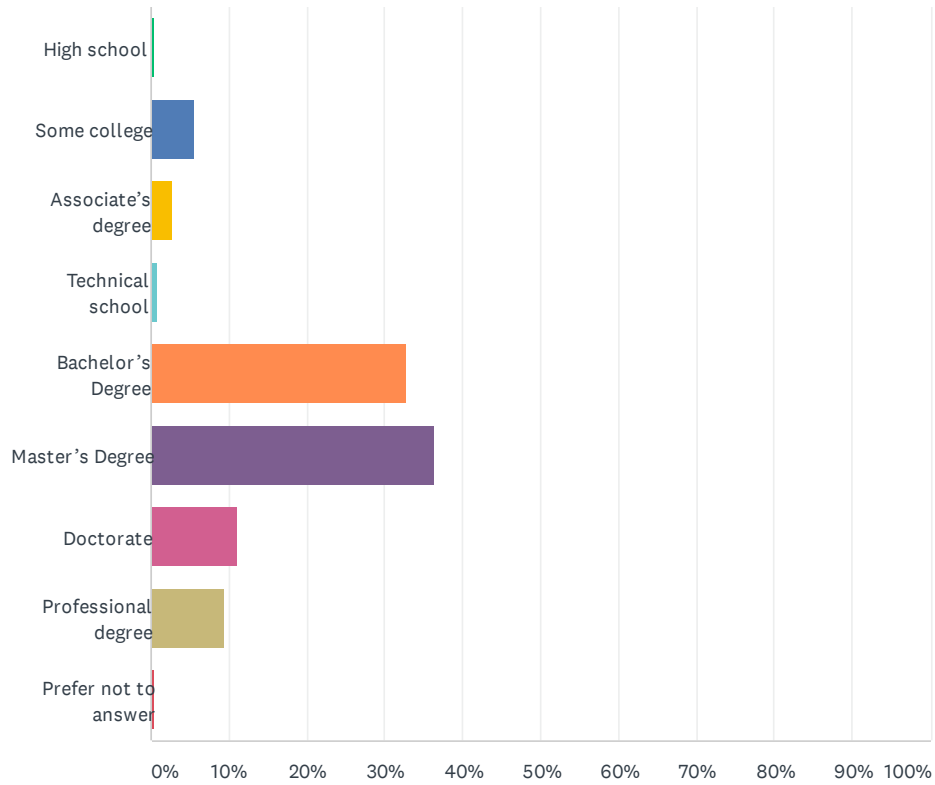


ANSWER CHOICES	RESPONSES	
Married or partnered	64.95%	302
Single	32.69%	152
Prefer not to answer	2.37%	11
TOTAL		465

Q14 What is the highest level of school that you have completed?

Answered: 465 Skipped: 0

Osher Membership Survey - 2020

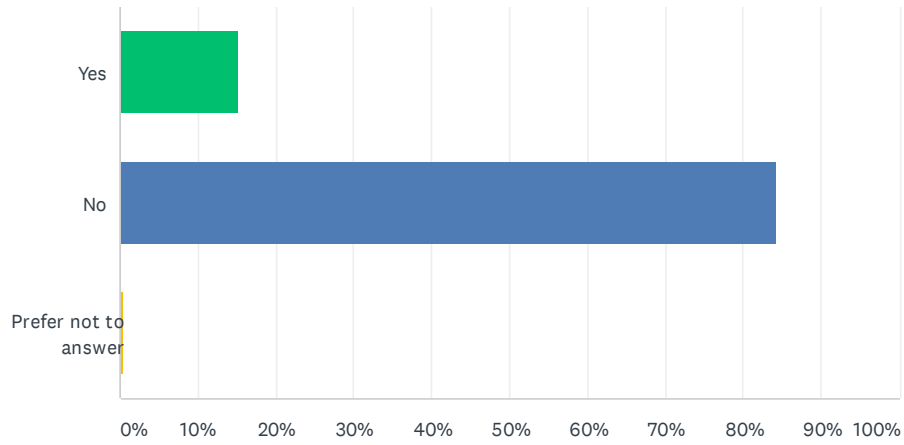


ANSWER CHOICES	RESPONSES
High school	0.43% 2
Some college	5.59% 26
Associate's degree	2.80% 13
Technical school	0.86% 4
Bachelor's Degree	32.90% 153
Master's Degree	36.34% 169
Doctorate	11.18% 52
Professional degree	9.46% 44
Prefer not to answer	0.43% 2
TOTAL	465

Q15 Are you an alumna/alumnus of the University of Richmond?

Answered: 465 Skipped: 0

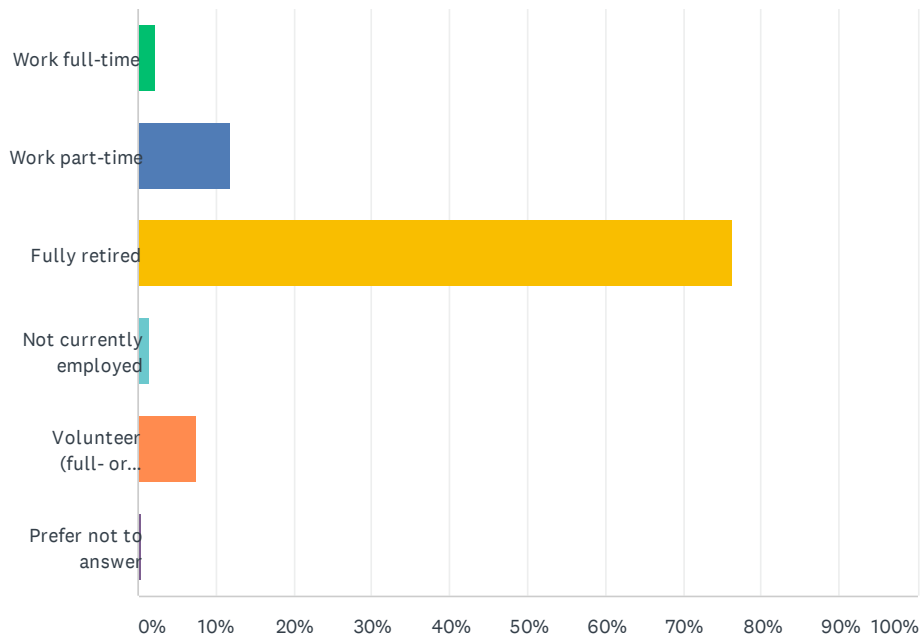
Osher Membership Survey - 2020



ANSWER CHOICES	RESPONSES	
Yes	15.27%	71
No	84.30%	392
Prefer not to answer	0.43%	2
TOTAL		465

Q16 What is your current employment status?

Answered: 465 Skipped: 0

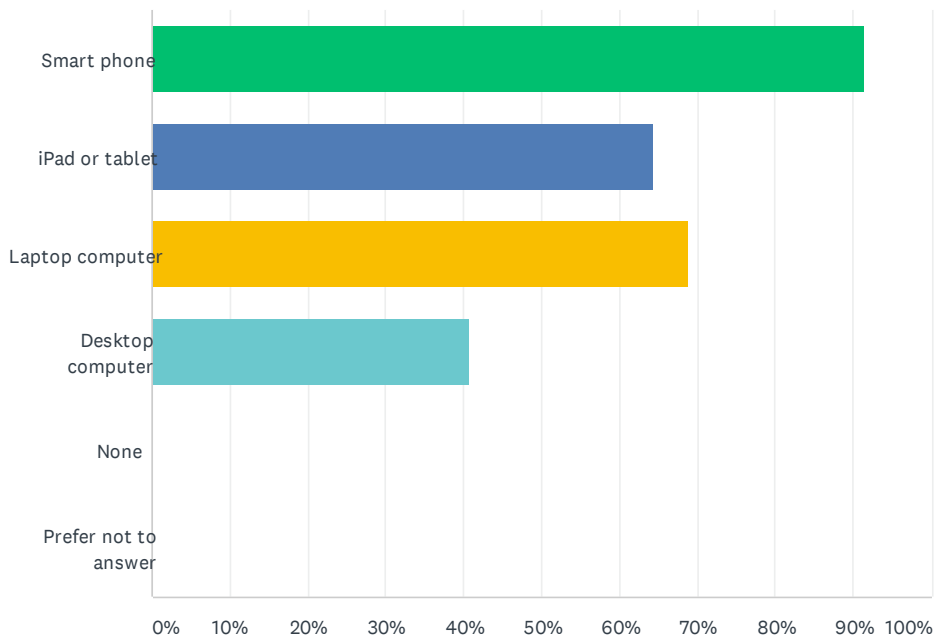


Osher Membership Survey - 2020

ANSWER CHOICES	RESPONSES	
Work full-time	2.37%	11
Work part-time	11.83%	55
Fully retired	76.34%	355
Not currently employed	1.51%	7
Volunteer (full- or part-time)	7.53%	35
Prefer not to answer	0.43%	2
TOTAL		465

Q17 What types of electronic devices do you routinely use? (Check all that apply)

Answered: 465 Skipped: 0

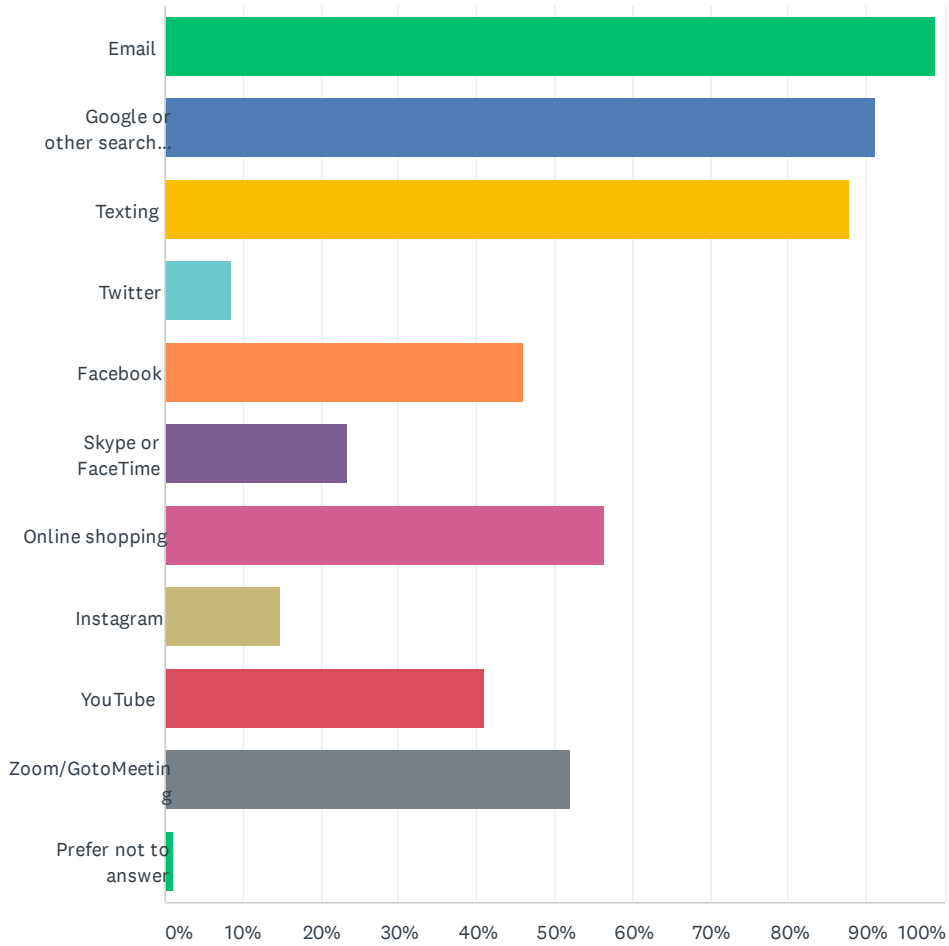


ANSWER CHOICES	RESPONSES	
Smart phone	91.40%	425
iPad or tablet	64.52%	300
Laptop computer	68.82%	320
Desktop computer	40.86%	190
None	0.00%	0
Prefer not to answer	0.00%	0
Total Respondents: 465		

Q18 Please check all the technology applications that you use on a daily basis:

Answered: 465 Skipped: 0

Osher Membership Survey - 2020

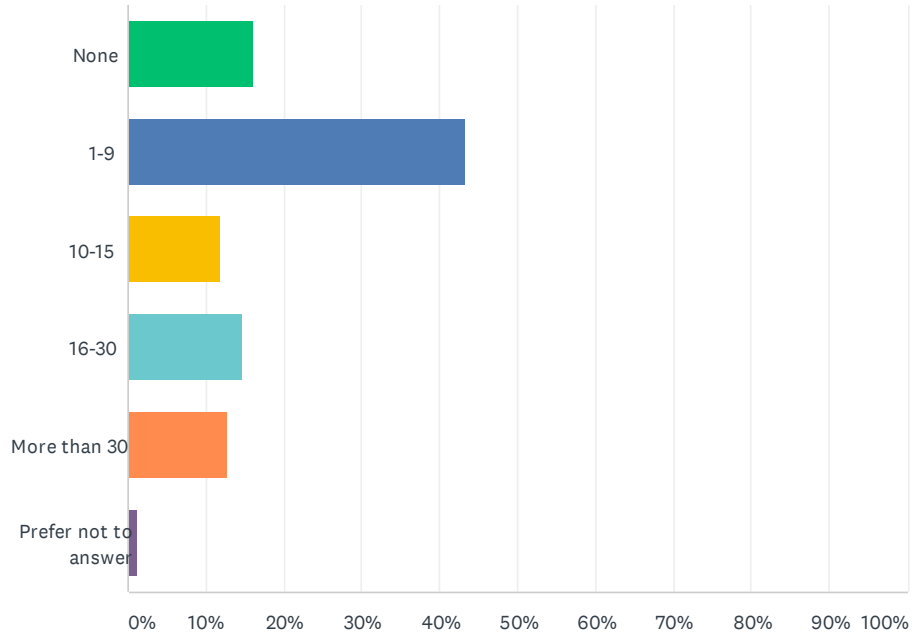


ANSWER CHOICES	RESPONSES	
Email	98.92%	460
Google or other search engine	91.18%	424
Texting	87.96%	409
Twitter	8.60%	40
Facebook	46.02%	214
Skype or FaceTime	23.44%	109
Online shopping	56.56%	263
Instagram	14.84%	69
YouTube	41.08%	191
Zoom/GotoMeeting	52.04%	242
Prefer not to answer	1.08%	5
Total Respondents: 465		

Q19 Approximately how many Osher courses did you take over the last three semesters?

Answered: 462 Skipped: 3

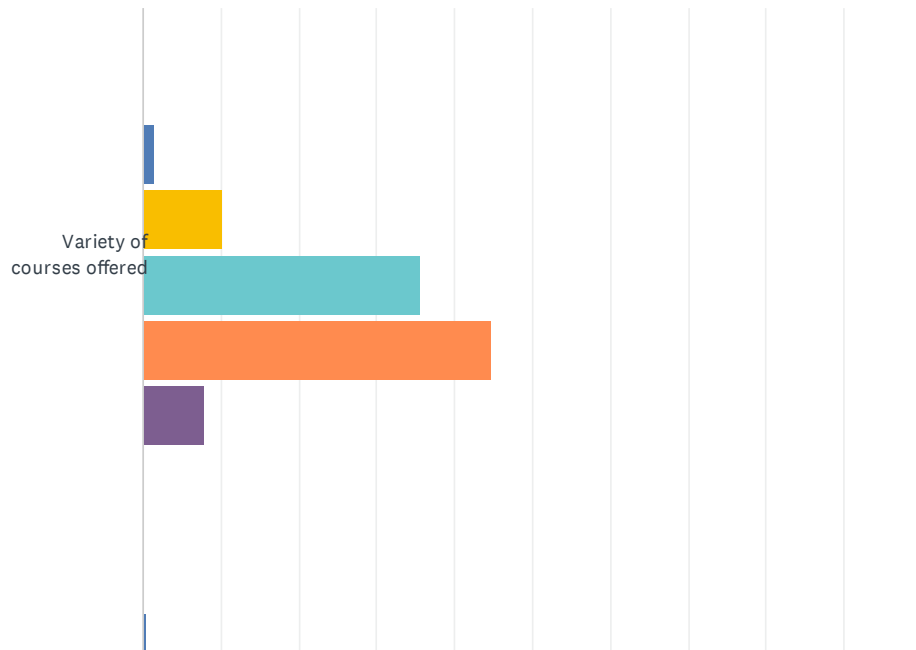
Osher Membership Survey - 2020



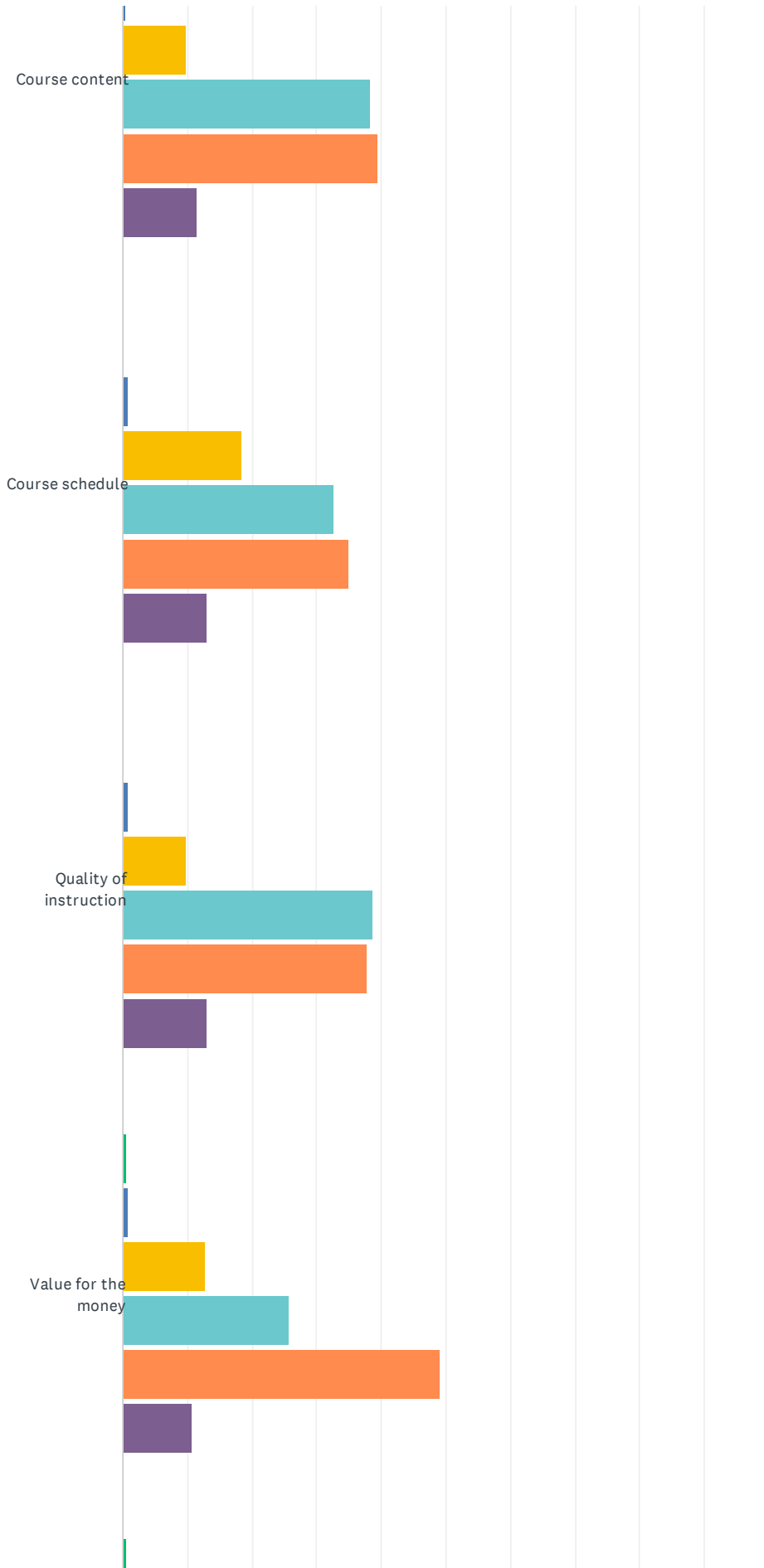
ANSWER CHOICES	RESPONSES	
None	16.02%	74
1-9	43.29%	200
10-15	11.90%	55
16-30	14.72%	68
More than 30	12.77%	59
Prefer not to answer	1.30%	6
TOTAL		462

Q20 Overall, how would you rate the following aspects of Osher courses?

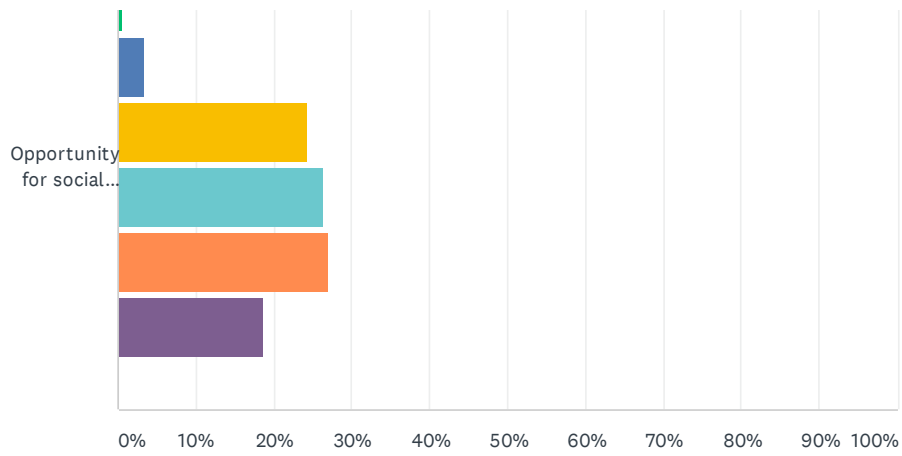
Answered: 462 Skipped: 3



Osher Membership Survey - 2020



Osher Membership Survey - 2020



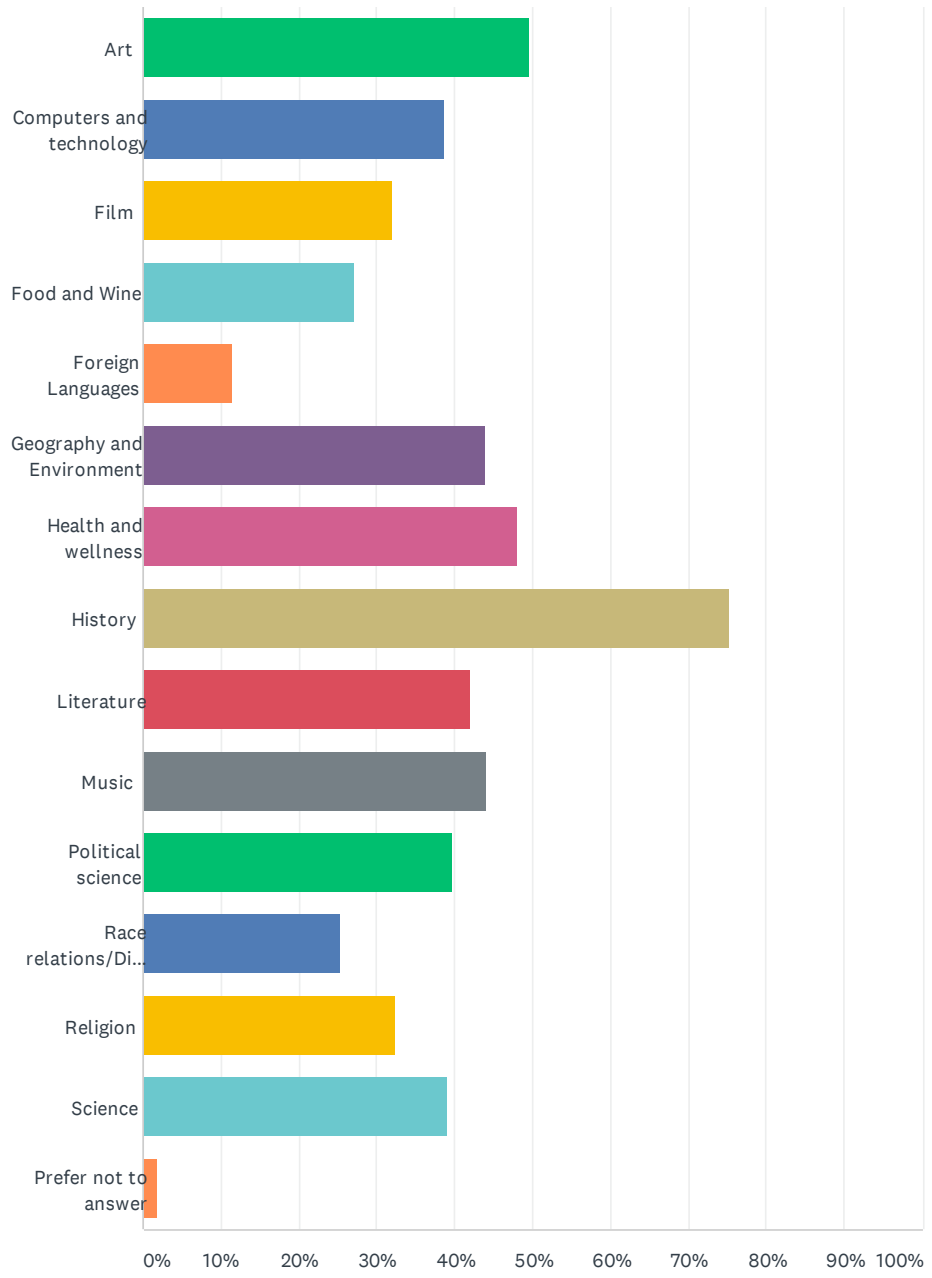
■ Poor
 ■ Below average
 ■ Average
 ■ Above average
 ■ Excellent
■ No opinion/Prefer not to answer

	POOR	BELOW AVERAGE	AVERAGE	ABOVE AVERAGE	EXCELLENT	NO OPINION/PREFER NOT TO ANSWER	TOTAL	WEIGHTED AVERAGE
Variety of courses offered	0.00% 0	1.52% 7	10.17% 47	35.50% 164	44.81% 207	8.01% 37	462	4.00
Course content	0.22% 1	0.44% 2	9.85% 45	38.29% 175	39.61% 181	11.60% 53	457	3.82
Course schedule	0.00% 0	0.88% 4	18.50% 84	32.60% 148	35.02% 159	13.00% 59	454	3.63
Quality of instruction	0.00% 0	0.87% 4	9.83% 45	38.65% 177	37.77% 173	12.88% 59	458	3.75
Value for the money	0.66% 3	0.88% 4	12.69% 58	25.82% 118	49.23% 225	10.72% 49	457	3.90
Opportunity for social interaction	0.66% 3	3.28% 15	24.29% 111	26.26% 120	26.91% 123	18.60% 85	457	3.20

Q21 Among the various types of courses currently offered, which tend to appeal to you more (check all that apply)?

Answered: 462 Skipped: 3

Osher Membership Survey - 2020



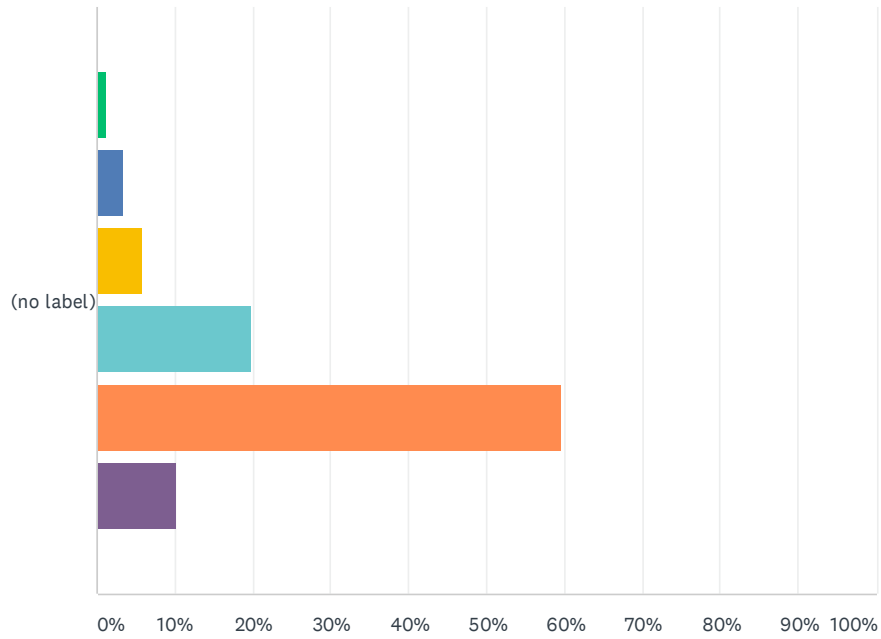
Osher Membership Survey - 2020

ANSWER CHOICES	RESPONSES	
Art	49.57%	229
Computers and technology	38.74%	179
Film	32.03%	148
Food and Wine	27.27%	126
Foreign Languages	11.47%	53
Geography and Environment	43.94%	203
Health and wellness	48.05%	222
History	75.32%	348
Literature	41.99%	194
Music	44.16%	204
Political science	39.83%	184
Race relations/Diversity	25.32%	117
Religion	32.47%	150
Science	39.18%	181
Prefer not to answer	1.95%	9
Total Respondents: 462		

Q22 On five-point scale, where 1 is Dissatisfied and 5 is Highly satisfied, based on your most recent Osher course registration, how satisfied are you with use of the Osher online registration system for selection of courses as well as membership?

Answered: 462 Skipped: 3

Osher Membership Survey - 2020



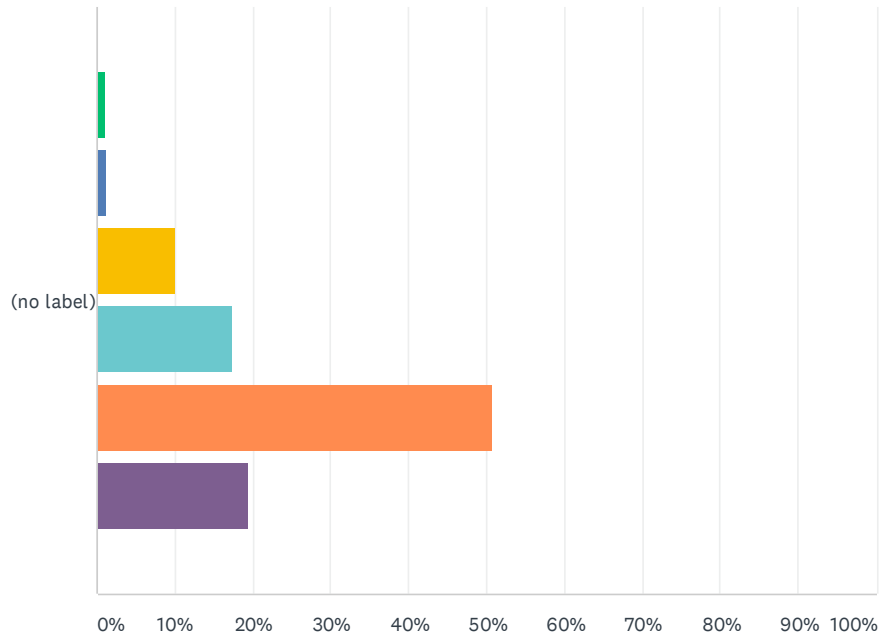
■ Dissatisfied
 ■ Somewhat dissatisfied
 ■ Neither satisfied nor dissatisfied
■ Somewhat satisfied
 ■ Highly satisfied
 ■ No opinion/Prefer not to answer

	DISSATISFIED	SOMEWHAT DISSATISFIED	NEITHER SATISFIED NOR DISSATISFIED	SOMEWHAT SATISFIED	HIGHLY SATISFIED	NO OPINION/PREFER NOT TO ANSWER	TOTAL	WEIGHTED AVERAGE
(no label)	1.30%	3.25%	5.84%	19.91%	59.52%	10.17%	462	4.03
	6	15	27	92	275	47		

Q23 In 2017 Osher at UR implemented an online system for evaluation of courses and instructors. On a five-point scale, where 1 is Dissatisfied and 5 is Highly satisfied, what is your level of satisfaction with use of this system?

Answered: 462 Skipped: 3

Osher Membership Survey - 2020



■ Dissatisfied
 ■ Somewhat dissatisfied
 ■ Neither satisfied nor dissatisfied
■ Somewhat satisfied
 ■ Highly satisfied
 ■ No opinion/Prefer not to answer

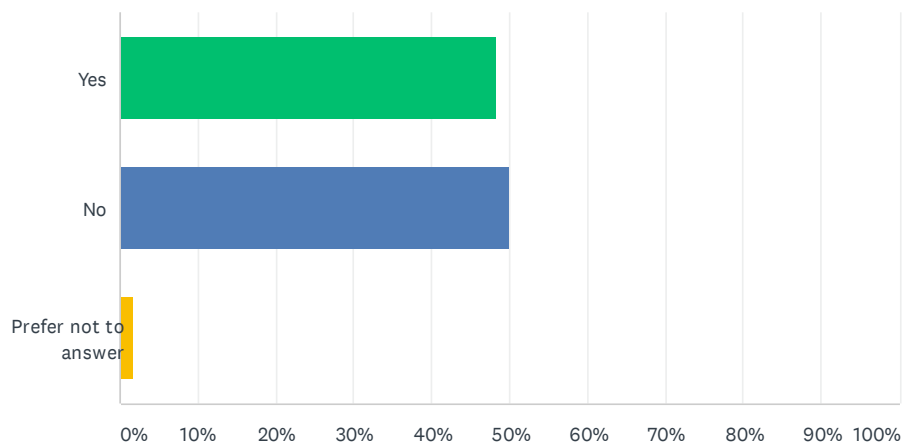
	DISSATISFIED	SOMEWHAT DISSATISFIED	NEITHER SATISFIED NOR DISSATISFIED	SOMEWHAT SATISFIED	HIGHLY SATISFIED	NO OPINION/PREFER NOT TO ANSWER	TOTAL	WEIGHTED AVERAGE
(no label)	1.08%	1.30%	9.96%	17.32%	50.87%	19.48%	462	3.57
	5	6	46	80	235	90		

Q24 What types of course topics would you like to see offered in the future? Please be as specific as you wish.

Answered: 462 Skipped: 3

Q25 Have you taken Osher courses online using Zoom technology?

Answered: 462 Skipped: 3

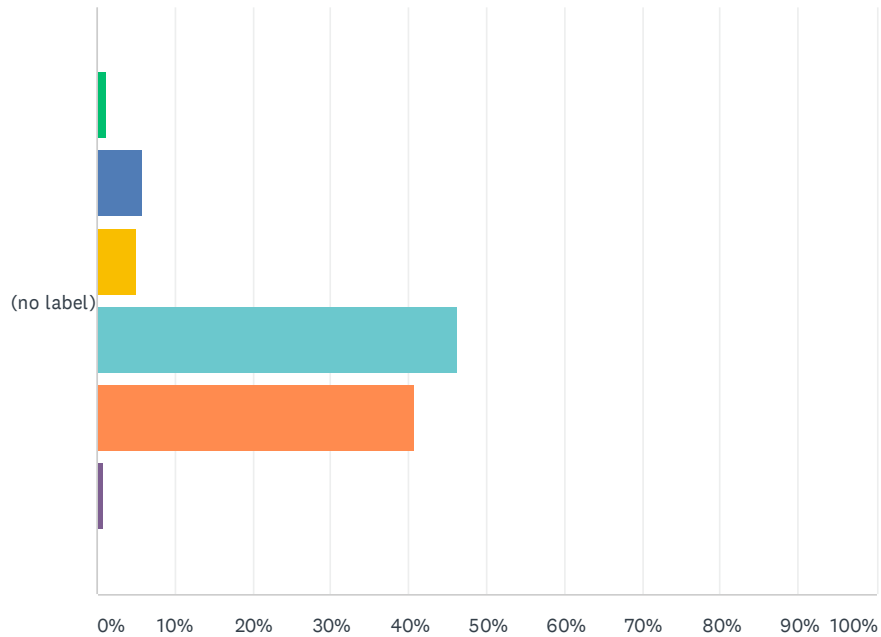


Osher Membership Survey - 2020

ANSWER CHOICES	RESPONSES	
Yes	48.27%	223
No	50.00%	231
Prefer not to answer	1.73%	8
TOTAL		462

Q26 If "Yes," what was your level of satisfaction with this way of teaching?

Answered: 223 Skipped: 242



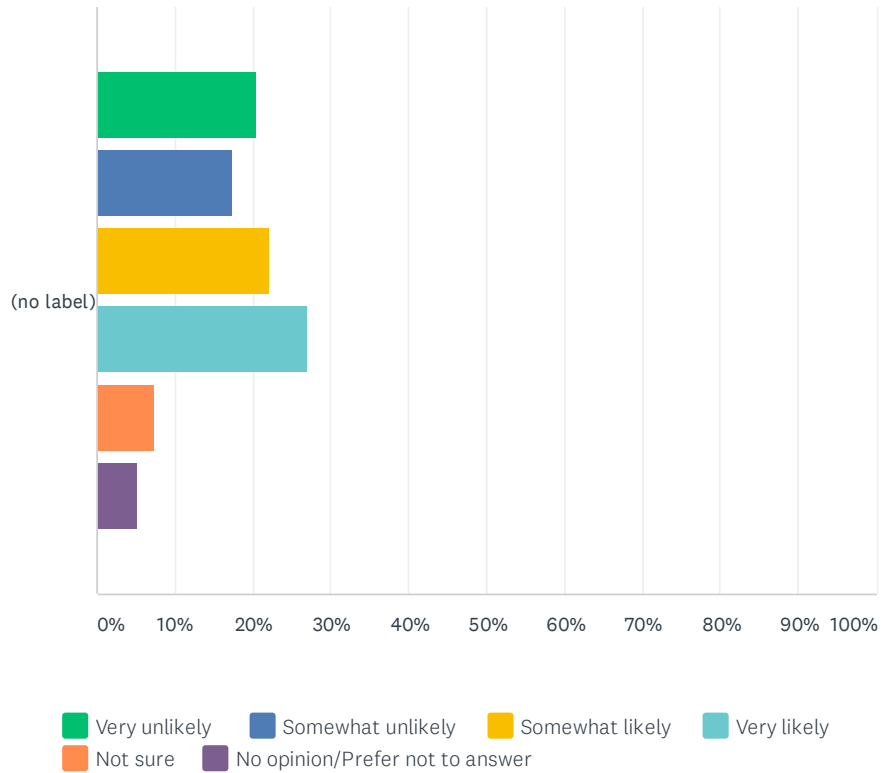
■ Dissatisfied
 ■ Somewhat dissatisfied
 ■ Neither satisfied nor dissatisfied
■ Somewhat satisfied
 ■ Highly satisfied
 ■ No opinion/Prefer not to answer

	DISSATISFIED	SOMEWHAT DISSATISFIED	NEITHER SATISFIED NOR DISSATISFIED	SOMEWHAT SATISFIED	HIGHLY SATISFIED	NO OPINION/PREFER NOT TO ANSWER	TOTAL	WEIGHTED AVERAGE
(no label)	1.35%	5.83%	4.93%	46.19%	40.81%	0.90%	223	4.17
	3	13	11	103	91	2		

Q27 If "No," how likely do you think you would be to take courses that are offered in whole or in part online?

Answered: 229 Skipped: 236

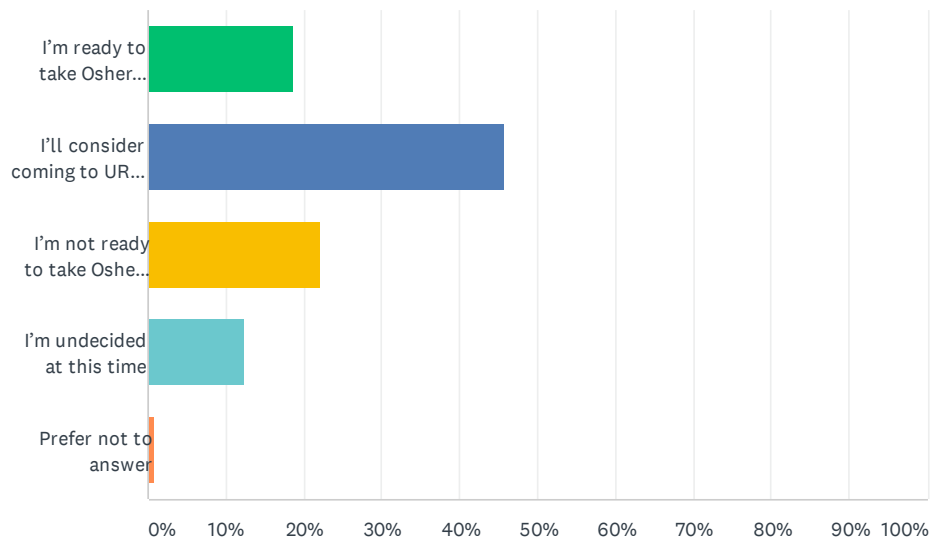
Osher Membership Survey - 2020



	VERY UNLIKELY	SOMEWHAT UNLIKELY	SOMEWHAT LIKELY	VERY LIKELY	NOT SURE	NO OPINION/PREFER NOT TO ANSWER	TOTAL	WEIGHTED AVERAGE
(no label)	20.52% 47	17.47% 40	22.27% 51	27.07% 62	7.42% 17	5.24% 12	229	2.68

Q28 What are your thoughts about taking Osher courses in person once the UR campus reopens to students? (choose one)

Answered: 460 Skipped: 5

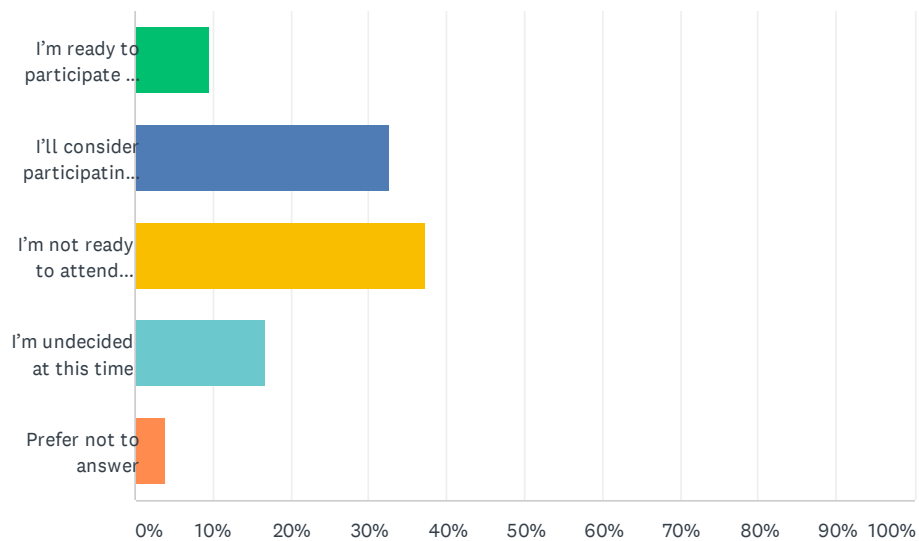


Osher Membership Survey - 2020

ANSWER CHOICES	RESPONSES
I'm ready to take Osher classes on campus in person as they were offered previously (e.g., no conditions)	18.70% 86
I'll consider coming to UR to take Osher courses in person with certain conditions (e.g., guidance from the Commonwealth of Virginia and/or the University of Richmond)	45.87% 211
I'm not ready to take Osher classes in person at UR at this time	22.17% 102
I'm undecided at this time	12.39% 57
Prefer not to answer	0.87% 4
TOTAL	460

Q29 What are your thoughts about participating in Osher social events and activities once the campus reopens to students? (choose one)

Answered: 460 Skipped: 5

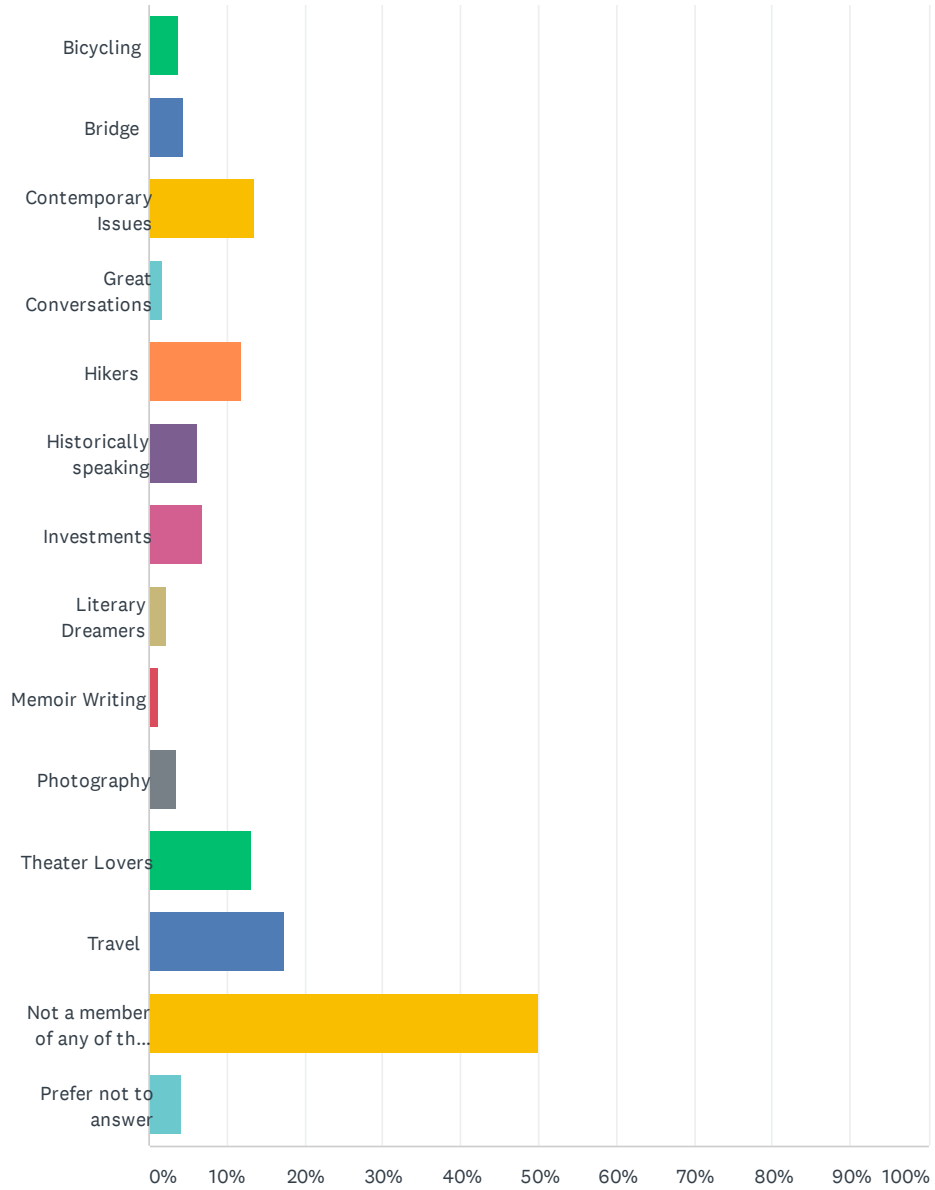


ANSWER CHOICES	RESPONSES
I'm ready to participate in Osher social events and activities on campus in person	9.57% 44
I'll consider participating in social events and activities with certain conditions (e.g., guidance from the Commonwealth of Virginia and/or the University of Richmond)	32.61% 150
I'm not ready to attend social events and activities at UR-Osher at this time	37.17% 171
I'm undecided at this time	16.74% 77
Prefer not to answer	3.91% 18
TOTAL	460

Q30 Are you a member of any of the following interest groups at Osher

Answered: 458 Skipped: 7

Osher Membership Survey - 2020

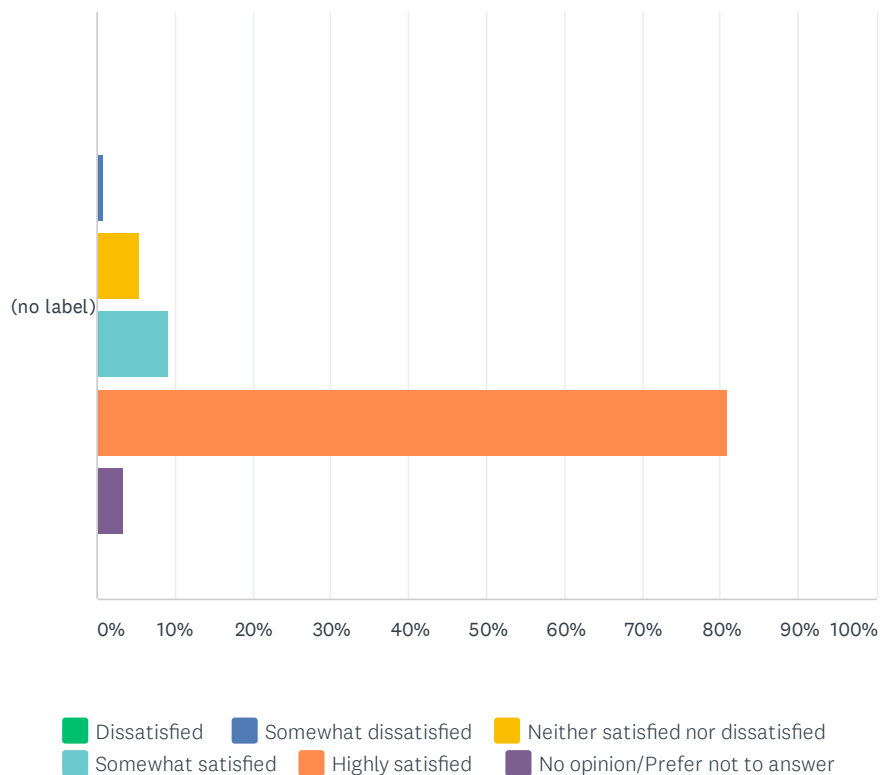


Osher Membership Survey - 2020

ANSWER CHOICES	RESPONSES	
Bicycling	3.71%	17
Bridge	4.37%	20
Contemporary Issues	13.54%	62
Great Conversations	1.75%	8
Hikers	12.01%	55
Historically speaking	6.33%	29
Investments	6.99%	32
Literary Dreamers	2.40%	11
Memoir Writing	1.31%	6
Photography	3.49%	16
Theater Lovers	13.10%	60
Travel	17.47%	80
Not a member of any of these interest groups	50.00%	229
Prefer not to answer	4.15%	19
Total Respondents: 458		

Q31 On a five-point scale, where 1 is Dissatisfied and 5 is Highly satisfied, how satisfied are you with the amount and type of communications from the Osher program (examples include course confirmations, other email blasts)?

Answered: 458 Skipped: 7

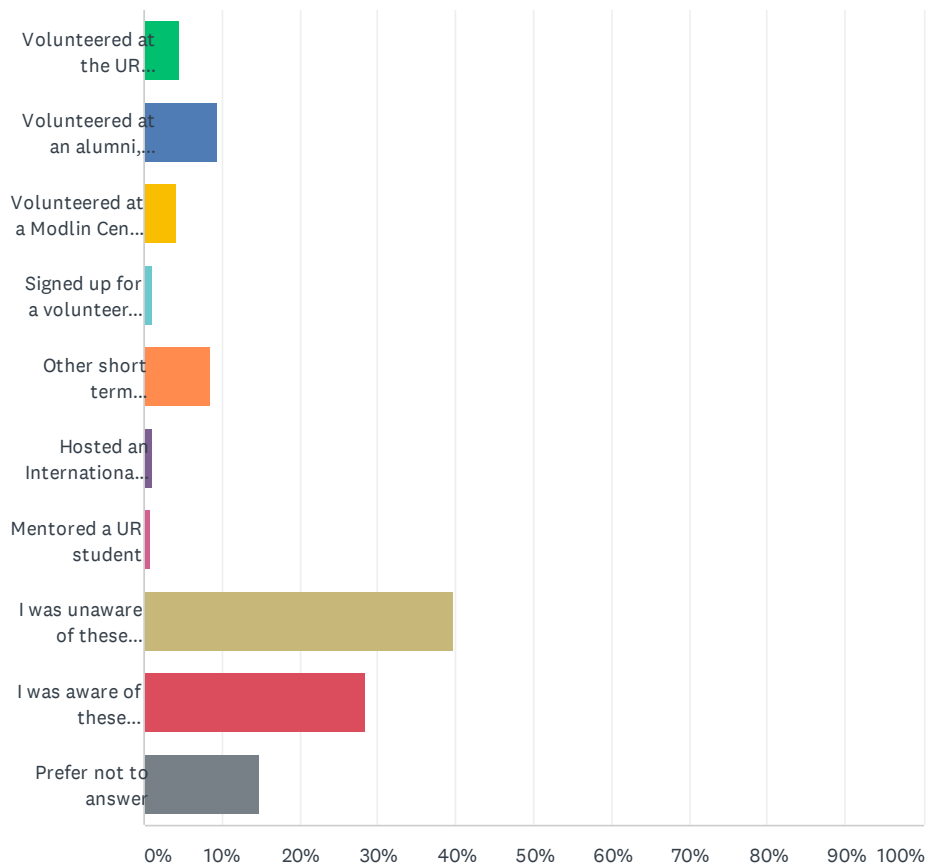


Osher Membership Survey - 2020

	DISSATISFIED	SOMEWHAT DISSATISFIED	NEITHER SATISFIED NOR DISSATISFIED	SOMEWHAT SATISFIED	HIGHLY SATISFIED	NO OPINION/PREFER NOT TO ANSWER	TOTAL	WEIGHTED AVERAGE
(no label)	0.22% 1	0.87% 4	5.46% 25	9.17% 42	81.00% 371	3.28% 15	458	4.60

Q32 Have you participated in any of the following short-term volunteer opportunities that Osher Members are invited to engage in to Give Back to the University of Richmond or the Greater Richmond community? (Check all that apply)

Answered: 458 Skipped: 7

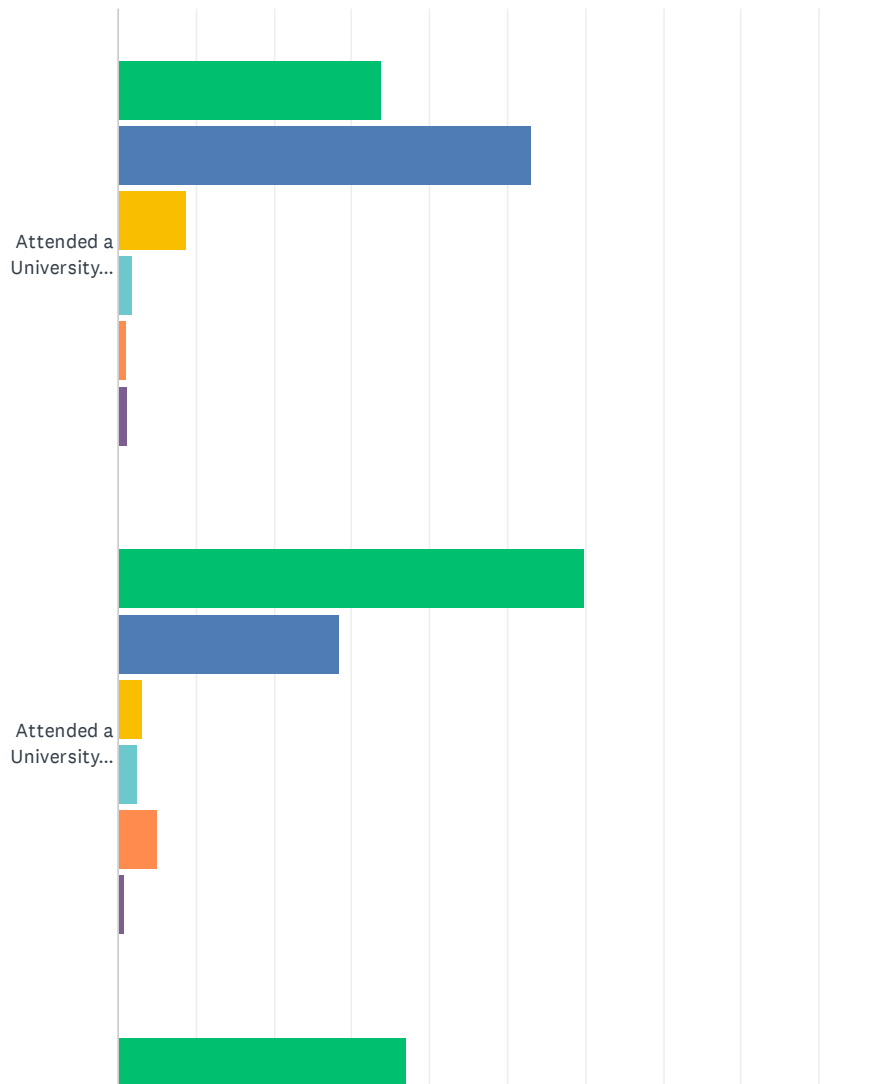


Osher Membership Survey - 2020

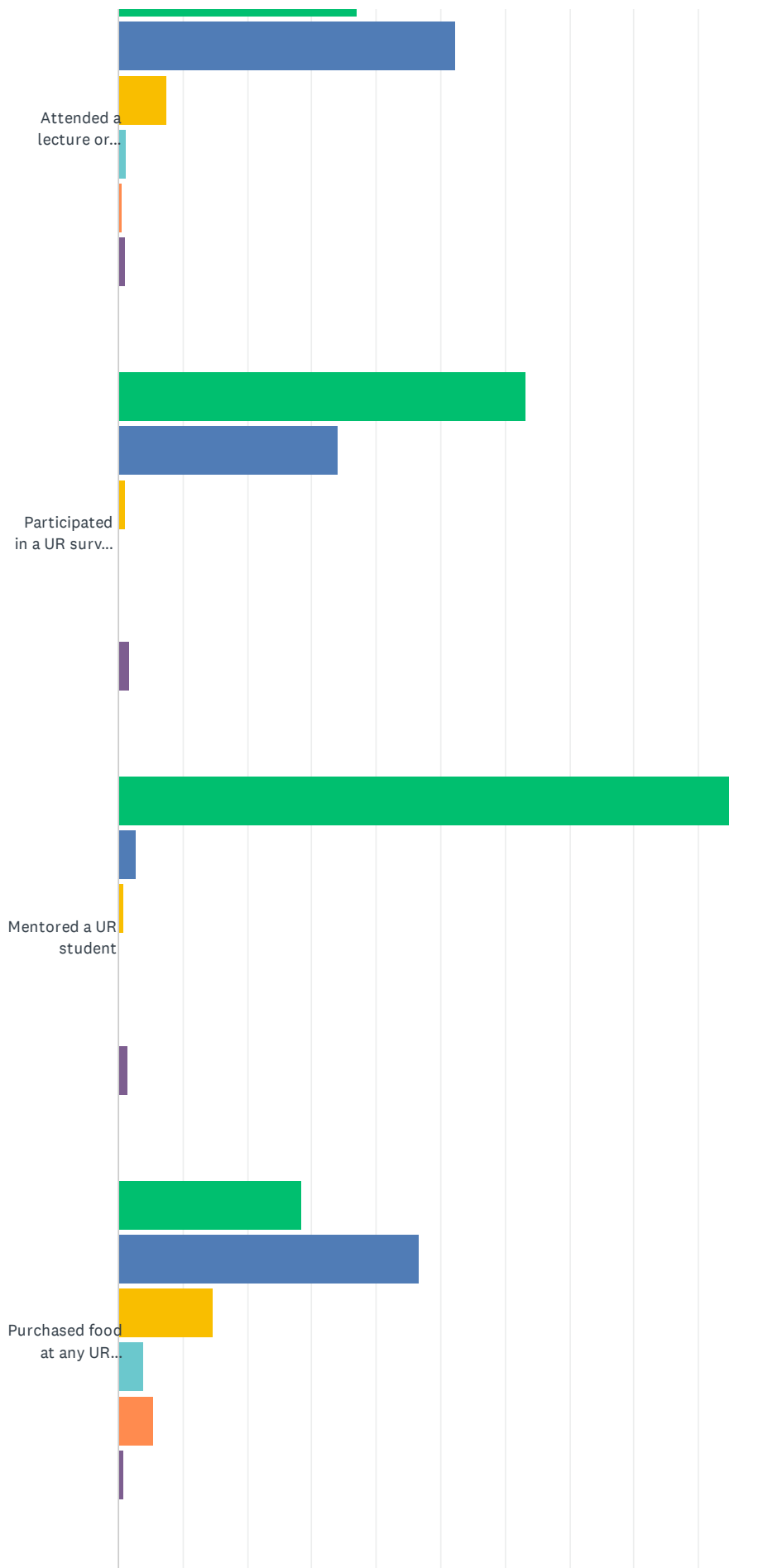
ANSWER CHOICES	RESPONSES	
Volunteered at the UR Bookstore	4.59%	21
Volunteered at an alumni, graduation, or student event	9.39%	43
Volunteered at a Modlin Center For the Arts Event	4.15%	19
Signed up for a volunteer activity through the UR Spiders Engage System	1.09%	5
Other short term volunteering activity at UR	8.52%	39
Hosted an International Student	1.09%	5
Mentored a UR student	0.87%	4
I was unaware of these volunteering opportunities	39.74%	182
I was aware of these opportunities but chose not to participate	28.38%	130
Prefer not to answer	14.85%	68
Total Respondents: 458		

Q33 Please indicate the number of times you have done any of the following over the last year at UR:

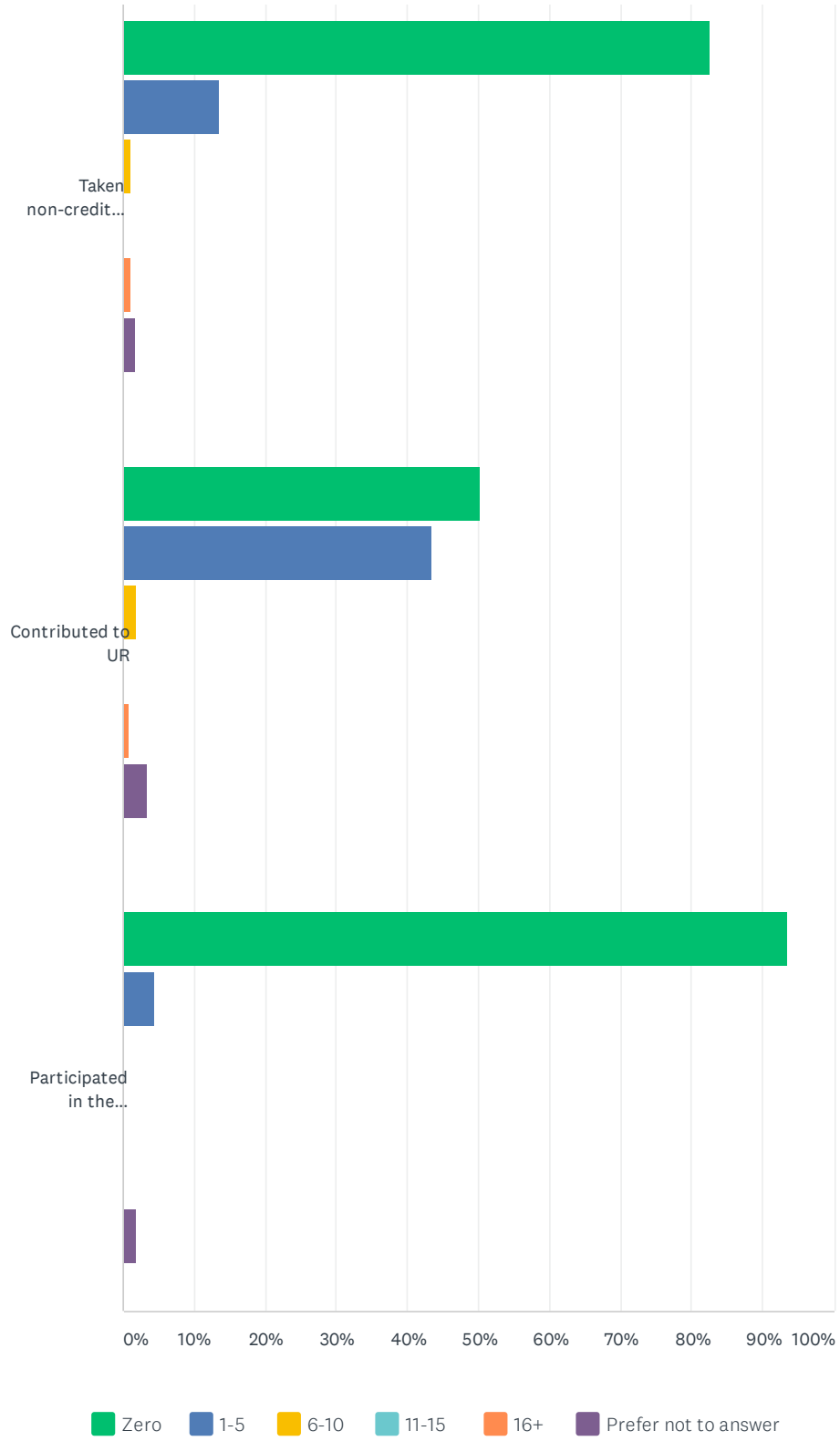
Answered: 458 Skipped: 7



Osher Membership Survey - 2020



Osher Membership Survey - 2020



Osher Membership Survey - 2020

	ZERO	1-5	6-10	11-15	16+	PREFER NOT TO ANSWER	TOTAL	WEIGHTED AVERAGE
Attended a University music, art or theater event	33.93% 151	53.03% 236	8.76% 39	1.80% 8	1.12% 5	1.35% 6	445	1.82
Attended a University athletic event	59.86% 261	28.44% 124	3.21% 14	2.52% 11	5.05% 22	0.92% 4	436	1.63
Attended a lecture or seminar (non-Osher)	36.97% 166	52.34% 235	7.57% 34	1.34% 6	0.67% 3	1.11% 5	449	1.75
Participated in a UR survey or research activity	63.21% 268	34.20% 145	0.94% 4	0.00% 0	0.00% 0	1.65% 7	424	1.37
Mentored a UR student	94.87% 388	2.69% 11	0.73% 3	0.00% 0	0.24% 1	1.47% 6	409	1.05
Purchased food at any UR dining facility	28.35% 127	46.65% 209	14.73% 66	4.02% 18	5.36% 24	0.89% 4	448	2.11
Taken non-credit classes	82.58% 346	13.60% 57	0.95% 4	0.24% 1	0.95% 4	1.67% 7	419	1.20
Contributed to UR	50.23% 216	43.49% 187	1.86% 8	0.23% 1	0.93% 4	3.26% 14	430	1.53
Participated in the University One Book	93.46% 386	4.36% 18	0.24% 1	0.00% 0	0.00% 0	1.94% 8	413	1.05

Q34 OPEN FORUM: Feel free to give us your thoughts on any issues, concerns, areas for improvement you might have. For example: Do you have any comments on your overall Osher experience? Do you feel that you're getting value for your money in Osher? Do you feel like you belong at Osher and that your culture, age or perspectives are accepted? Do you have any specific comments about the online registration system? What issues or concerns do you have regarding participating in Osher courses or activities in light of the Covid-19 pandemic? Or, what questions did we not ask in this survey that we should be asking? Thanks for your time and continued interest in Osher at UR.

Answered: 229 Skipped: 236